

# ***United States Air Force Reserve***

---

*Integrity – Service – Excellence*

## ***Air Force Reserve Command Facility Update***



**Mike Coats**  
**HQ AFRC/A4C**  
**Civil Engineer Division**  
**January 2025**



# Overview

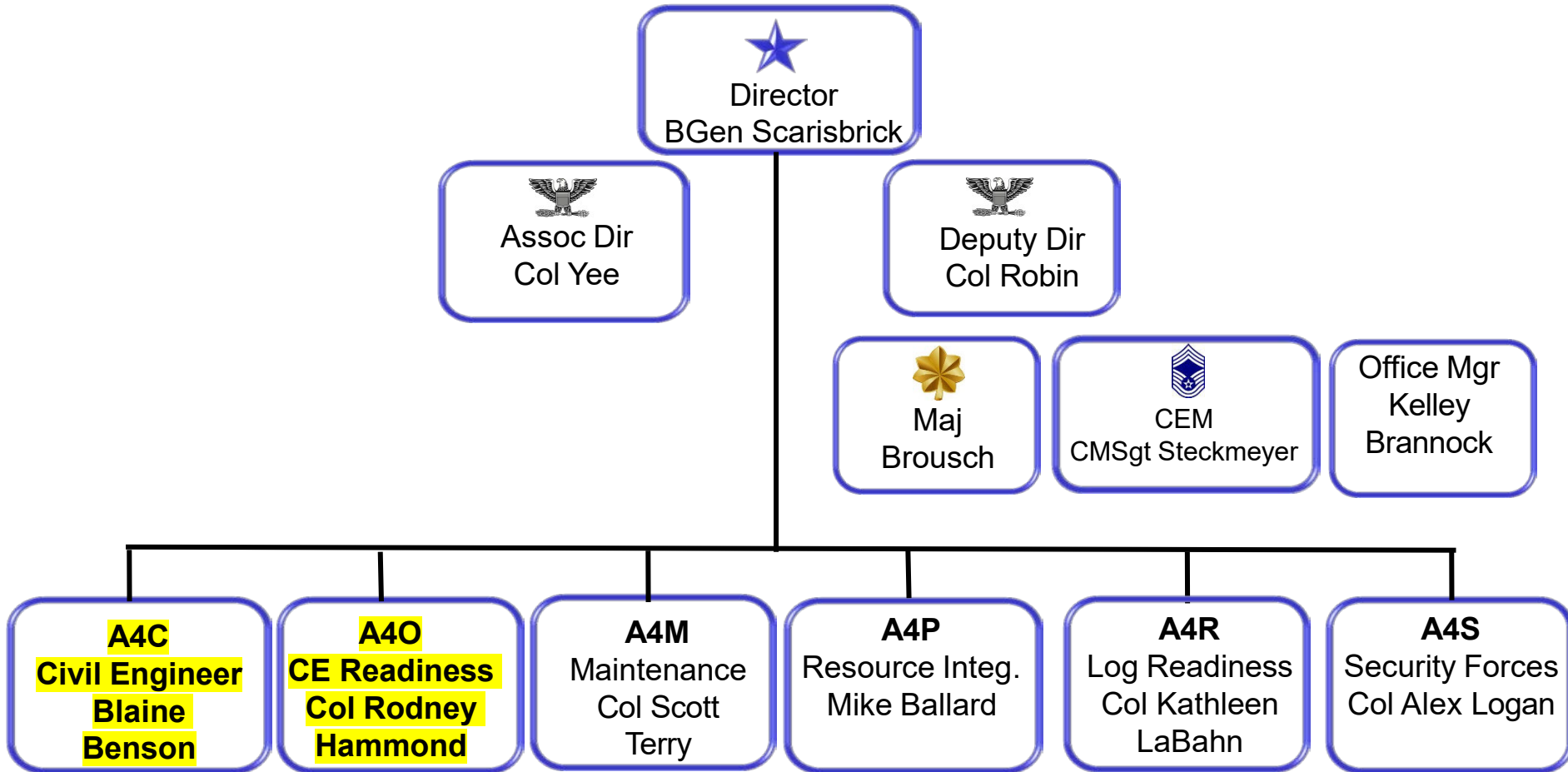
---

- **AFRC Overview**
- **Facility Investment Programs (FSRM, MILCON)**
- **Environmental Programs**
- **Energy Programs**
- **Points of Contact**



# AFRC Overview

## AFRC/A4 Key Leadership

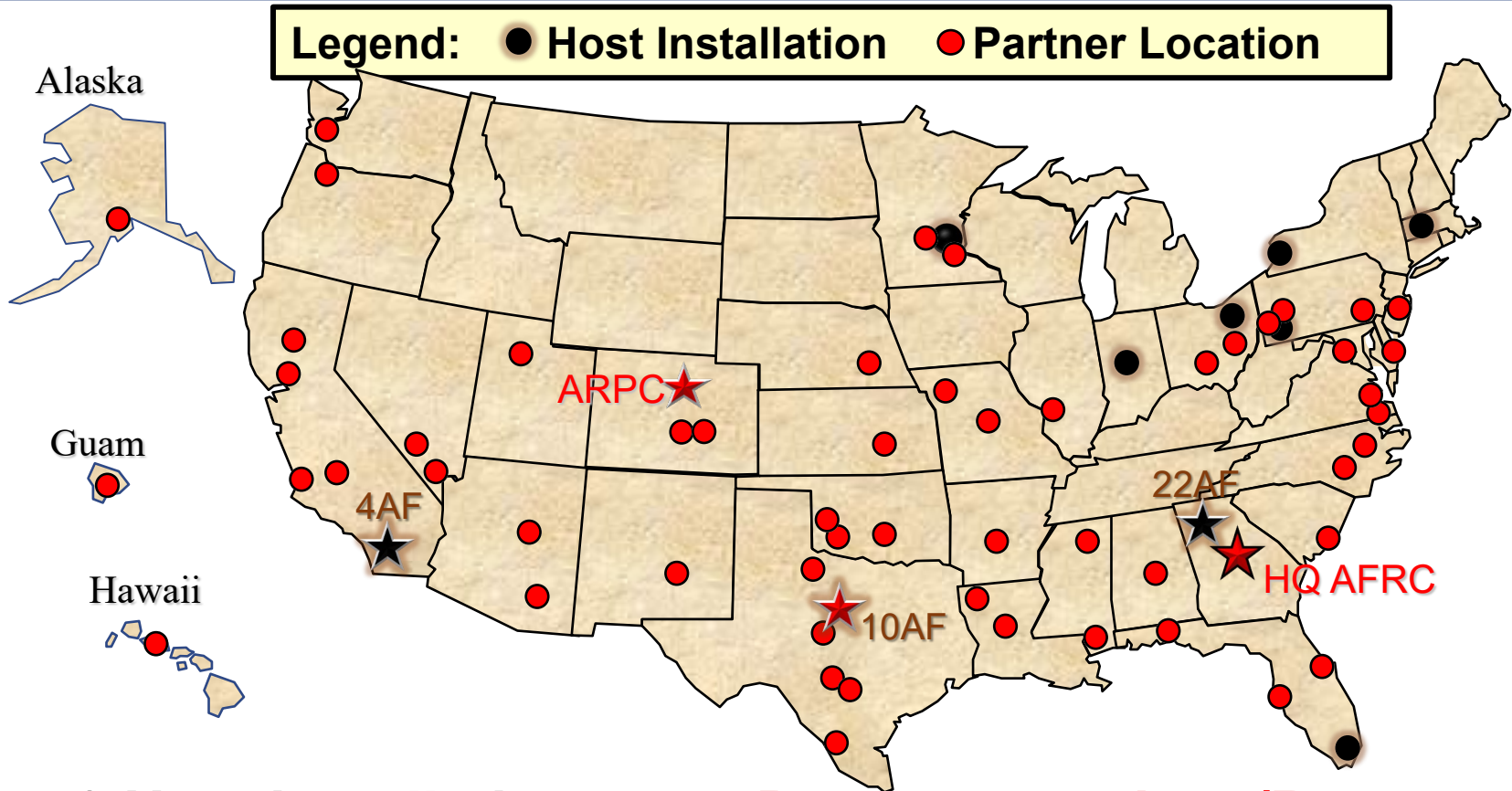




UNCLASSIFIED

# AFRC Overview

## Engineer Responsibility - Footprint



**9 Host installations – 57 Partner Locations/Ranges**

**33 Flying Wings, 12 Flying Groups, 1 Space Wing**  
**Over 70K Citizen Airmen**

**\$12.46B Plant Replacement Value, 21K Acres, ~3K Facilities**



UNCLASSIFIED

# *Facility Investment Programs*

## *FY24 In Review*

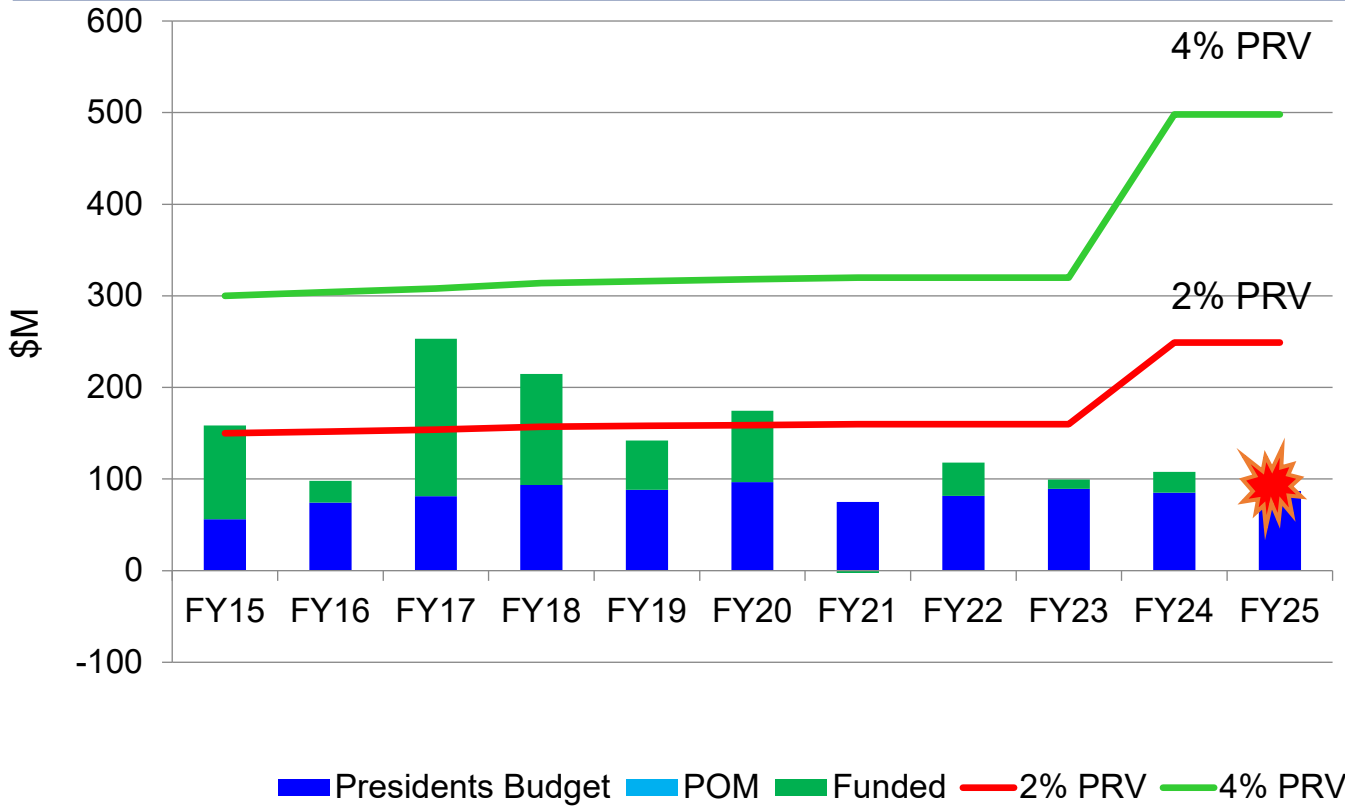
- **Recent MILCON program TOA**
  - **FY17 - 22: 41 projs, \$710M (ave: \$118M/yr)**
    - **NDAA adds; \$276M, 12 projs + UMMC & P&D**
  - **FY23: 4 projs, \$42M (NDAA +\$56M; 4 projs, P&D, CTC, inflations)**
  - **FY24: 6 projs; \$291.5M plus line item UMMCs; \$15.5M**
- **Four major weapon system beddowns in progress**
  - **F-35A @ NAS JRB Fort Worth, TX**
  - **MH-139 @ Maxwell AFB, AL**
  - **KC-46A MOB 5 @ March ARB, CA**
  - **C-130J @ Youngstown ARS, OH**
- **FSRM program execution**
  - **FY24: \$107.8M vice PB of \$85.23M (21% Increase)**
  - **FY25 PB \$86.9M**

**Total FY24 Recap Investment = 2.7% PRV (includes CM MILCON & FSRM)**



UNCLASSIFIED

# Facility Investment Programs FSRM Program Funding



ASSESSMENT

### Analysis

- FY24 PB: \$85.2M
- FY24 FSRM CTO appr'v'd to cover 4% PRV
- Executed \$107.8M; Less than 1% PRV
- 6 yr obs avg: \$122M/yr
- Execution goal:
  - 2-4%PRV (FY24 Bump)
  - Buy down \$1.8B O&M FOCUS-validated bk/log
- Requirement (2% PRV) under-programmed
- Budget constraints drive IPL discipline

### Countermeasure

- Target mission impacting facilities w/ condition degradation
- Awarded new IDIQ contracts to enhance execution options

**Details**

**Objective:** Recapitalize AFRC facilities to meet critical mission requirements

**Measures:** Program funding vs. 2%-4% PRV (\$144-\$288M/yr) to maintain facilities

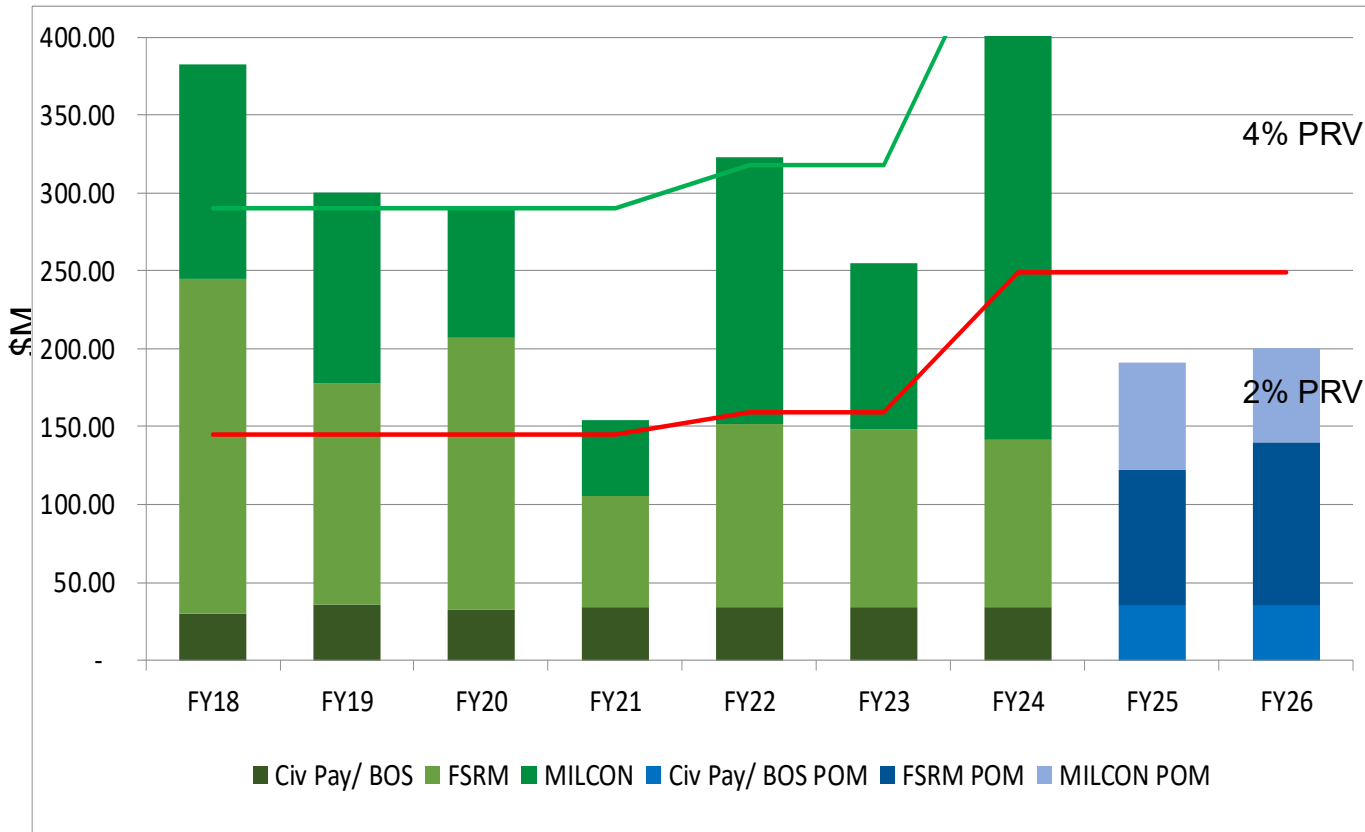
**Data Source:** Execution, FY25 PB

**Investing 2-4% of PRV - Keep Good Facilities Good**



UNCLASSIFIED

# Facility Investment Programs Recapitalization Investment



ASSESSMENT

## Analysis

- FY24 Facility Investment
- FSRM \$107.8M
- MILCON \$317M
- NM \$226.5M

## Countermeasure

- Target mission impacting facilities w/ condition degradation
- Execution goals
  - Minimum 2% PRV,
  - Target avg 4%PRV
- Buy down \$3B Total O&M FOCUS-backlog

### Details

**Objective:** Recapitalize AFRC facilities to meet critical mission requirements  
**Measures:** Program funding vs. 2%-4% PRV to maintain facilities  
**Data Source:** Execution, FY24 PB; POM

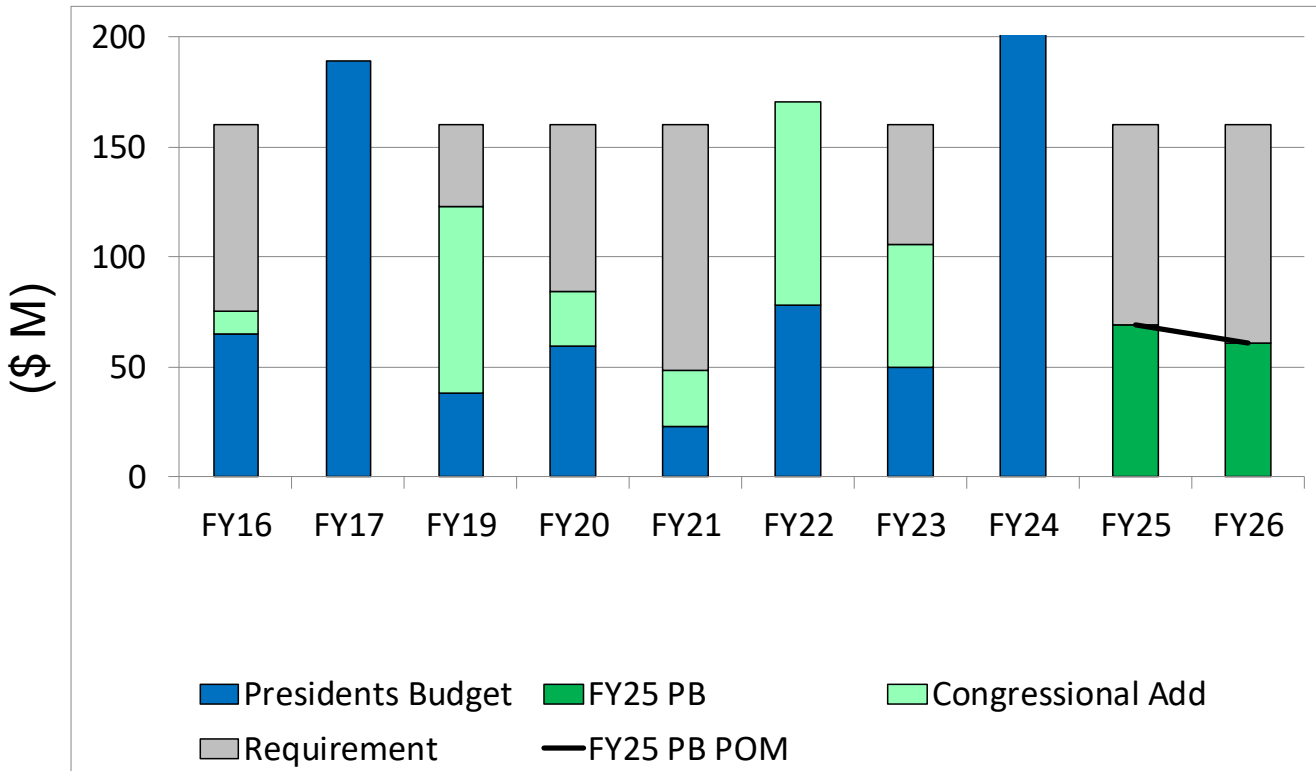
**Goal: Invest 2-4% of PRV per year to maintain Physical Plant**



UNCLASSIFIED

# Facility Investment Programs

## MILCON Program Funding



All numbers are programmed amounts and include P&D and P341 funds

### Analysis

- Ave MILCON funding past 5 yrs = \$100.5M/yr
- FY22 – Congressional add = \$71M; 3 projs
- FY23 – Congressional add = \$56M; 4projs
- FY24 – New Mission at March ARB \$226.5M; \$40M inserts; 6 projs
- HAF committed to ARC equity each yr of FYDP
- FY25 NDAA shows \$139M in Authorizations

ASSESSMENT

### Countermeasure

- Ensure min equity 2.7% of TOA
- Ensure priorities reflected in FYDP project list

### Details

**Objective:** Recapitalize AFRC facilities to meet critical mission requirements

**Measures:** Program regular, P&D, and UMMC funding vs. \$160M requirement to buy down \$890M backlog, ensure minimum of 2% PRV (recap MILCON+FSRM)

**Data Source:** Execution, FY5 PB, FY25 PB POM





# Facility Investment MILCON

Component	FY26 IPL Priority	FY (XX)	Project # (12 Digits MAX)	Base	State	Title	PROGRAM COST (\$000)
Reserve	Insert	22	CTGB169003	Grissom ARB	IN	Logistics Readiness Complex	29,000
Reserve		24	PAZY240313	Unspecified	VL	Planning and Design	12,146
Reserve		24	PAZY240341	Unspecified	VL	Unspecified Minor Military Construction	9,926
Reserve	0	24	DDPM130009	Fort Worth	TX	LRS Warehouse	16,000
Reserve	NM	24	PDPG221012	March ARB	CA	Two Bay Maintenance/Fuel Hangar	201,000
Reserve	NM	24	PDPG221013	March ARB	CA	Add Alter B600 Simulator Facility	8,500
Reserve	NM	24	PDPG221014	March ARB	CA	Add Alter B1244 FuT/Cargo Pallet Staging	17,000
Reserve	0	24	AJY231001	JRM-Andersen	GU	Aerial Port Facility	27,000
Reserve	Insert	24	AWUB143000	Barksdale	LA	307 BW Medical Facility Expansion	7,000
Reserve	Insert	24	FGWB210004	Dobbins ARB	GA	Security Forces Facility	22,000
Reserve	Insert	24	FBNV183001	Davis-Monthan	AZ	Guardian Angel Facility POTFF	8,500
Reserve	Insert	24	ZQEL239001	Youngstown ARS	OH	Fire Station P&D at Youngstown	2,500
<b>TOTAL</b>							<b>331,572</b>
Reserve		25	PAZY250313	Unspecified	VL	Planning and Design	562
Reserve		25	PAZY250341	Unspecified	VL	Unspecified Minor Military Construction	701
Reserve	0	25	CTGB122032	Grissom ARB	IN	Indoor Small Arms Range	21,000
Reserve	0	25	FGWB210004	Dobbins ARB	GA	Security Forces Facility	22,000
Reserve	6	25	ZQEL239001	Youngstown ARS	OH	Base Fire Station	25,000
<b>TOTAL</b>							<b>69,263</b>
Reserve		26	PAZY260313	Unspecified	VL	Planning and Design	482
Reserve		26	PAZY260341	Unspecified	VL	Unspecified Minor Military Construction	400
Reserve	1	26	FJXT1054310	Dover AFB	DE	512th Operations Group Facility	42,000
Reserve	4	26	KELL218745	JB San Antonio	TX	C5M AGE Maintenance Facility	18,000
<b>TOTAL</b>							<b>60,882</b>



UNCLASSIFIED

# Facility Investment Programs

## Recent UMMC Awards

Base	State	Title	PROGRAM COST (\$000)
Beale AFB	CA	Aircrew Readiness Facility	\$8,900
Minn St Paul ARS	MN	Vehicle Inspection Facility	\$4,000
Barksdale AFB	LA	Medical Facility Addition	\$7,000
Peterson AFB	CO	OSS/AFE Addition	\$7,000
Westover ARB	MA	Bio Environmental Facility	\$8,000

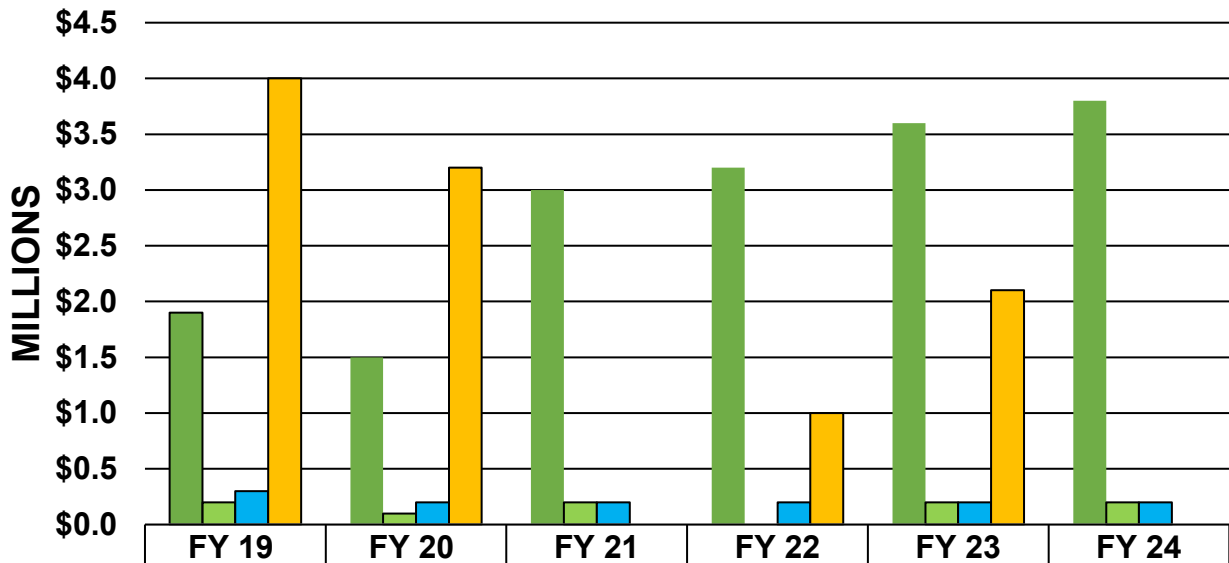
**UMMC vs Bid Prices continue to impact program**



UNCLASSIFIED

# Environmental Programs FY23/FY24 Funding

## ENVIRONMENTAL FUNDING



■ Compliance PB	\$1.9	\$1.5	\$3.0	\$3.2	\$3.6	\$3.8
■ Pollution Prevention PB	\$0.2	\$0.1	\$0.2	\$0.0	\$0.2	\$0.2
■ Conservation PB	\$0.3	\$0.2	\$0.2	\$0.2	\$0.2	\$0.2
■ AFRC Insourced Funding	\$4.0	\$3.2		\$1.0	\$2.1	\$0.0



Complying With Law



Greening Installations



Maintaining Mission Environment



UNCLASSIFIED

# *Environmental Programs*

## *PFOS/PFOA*

- **Drinking water at all AFRC installations tested and meets EPA health advisory standards (70 ppt)**
- **Ground water Site Investigations found localized contamination at all AFRC installations**
- **Remedial Investigation efforts in progress**
- **Disposal of PFOS/PFOA containing material (i.e. soil, water, etc.) is a concern**
  - **Method/Cost**
  - **AF guidance required**
  - **Watching EPA guidance, potential move to 4ppt**
- **AF centrally manages PFOS/PFOA at AFCEC**

<https://www.afcec.af.mil/WhatWeDo/Environment/Perfluorinated-Compounds>



UNCLASSIFIED

# *Environmental Programs*

## *Climate Planning Activity*

---

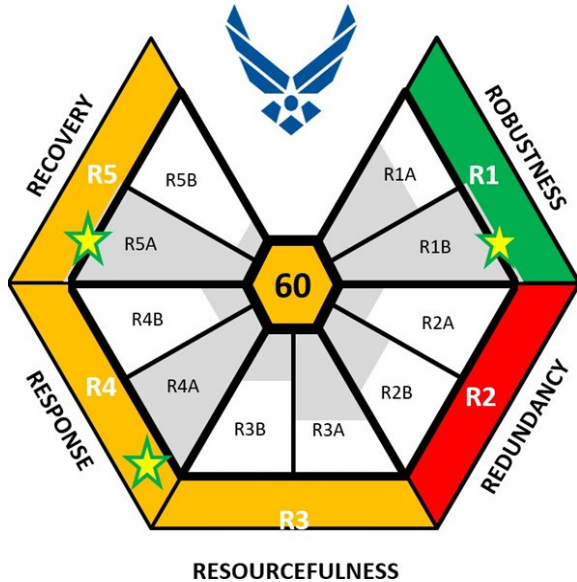
- **DAF Climate Action Plan released 5 Oct 22**
- **AFRC incorporating climate assessments & Participating in HAF climate working groups**
- **Opportunities transitioning into action**
  - **Office of Local Defense Communities Cooperation (OLDCC) alternative for “climate” plans**
  - **Encourage communities to establish Military Installation Resiliency Review (MIRR)**
    - **Three funded**
    - **Three approved for grant consideration**
    - **Target remaining three in FY24 Call**



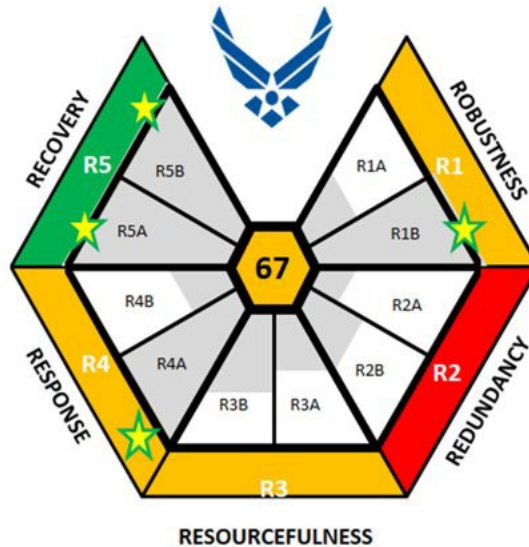
UNCLASSIFIED

# Energy Programs Installation Energy Plans (IEPs) By Base

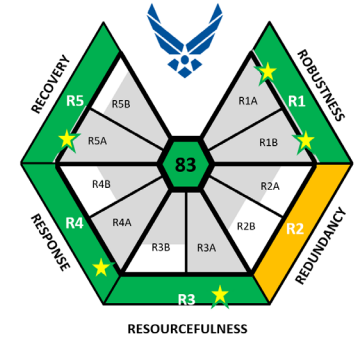
### Niagara Falls




### March




### Grissom




### Homestead



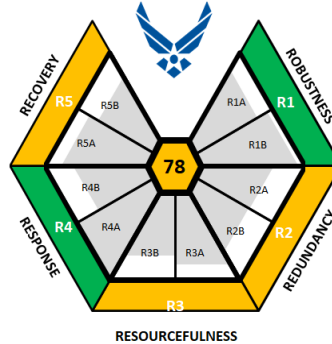
### Dobbins




### Westover




### Minn-St Paul



### Pittsburgh



### Youngstown





# DERA – (Not DERA)

- **Deep Energy Retrofit Assessments (DERA)**
- **Assess 30% of largest energy consuming facilities to determine whether 40% energy reduction is feasible.**
- **Final product includes methodology to achieve 40% reduction and defined energy resiliency concepts.**

Installation Name	Avg. Facility Age (Years)	DERA Facility SF	Covered Facility %	Resultant Energy Usage (kBtu)	EUI (kBtu/SF)	DERA Site Visit
NIAGARA FALLS ARS	38	331,217	4.44%	50,958,571	183.9	Nov-24
DOBBINS ARB	65	505,036	6.77%	46,207,755	109.2	Nov-24
HOMESTEAD ARB	41	385,694	5.17%	38,113,280	147.0	Jan-25
MARCH ARB	47	393,337	5.27%	33,069,042	87.1	Jan-25
PITTSBURGH ARS	48	415,423	5.57%	53,395,047	141.7	Mar-25
<b>TOTALS</b>	<b>48</b>	<b>2,030,707</b>	<b>27%</b>	<b>221,743,694</b>	<b>134</b>	





# *Where Do I Get More Info?*

- Request for Information (RFI)
- Sources Sought Synopsis
- Pre-solicitation Notices
- Award Notices
- Requests for Quotes/Proposals
  - Government-wide Point of Entry (GPE)
    - <https://sam.gov/>
    - <http://www.ebuy.gsa.gov>
- AF Budgets – current and historical
  - <http://www.saffm.hq.af.mil/budget/index/asp>





# HQ AFRC/A4C POCs

- **A4C: Civil Engineer Division; Mr Blaine Benson**  
[blaine.benson.1@us.af.mil](mailto:blaine.benson.1@us.af.mil); (478) 327-1102
- **A4CD: Program Development; Mr Jim Rieker**  
[daniel.rieker.4@us.af.mil](mailto:daniel.rieker.4@us.af.mil); (478) 327-1108
- **A4CM: Program Management; Mr Mike Coats**  
[michael.coats.5@us.af.mil](mailto:michael.coats.5@us.af.mil); (478) 327-1068
- **A4CA: Environment/Asset Accountability; Mr Wilson Jones**  
[wilson.jones.2@us.af.mil](mailto:wilson.jones.2@us.af.mil) ; (478) 327-1024
- **A4CO: Installation Operations; Mr Ray Knapek**  
[raymond.knapek@us.af.mil](mailto:raymond.knapek@us.af.mil) ; (478) 327-1030
- **Each AFRC unit has a Project Manager (PM) assigned for:**
  - **Program Development (project planning and approval)**
  - **Program Management (project award & construction)**



---

# *Questions?*



(blank)

# ***United States Air Force Reserve***

---

*Integrity – Service – Excellence*

## ***Backup Slides***

